

Purchasing Impact Estimator (PIE) Tutorial

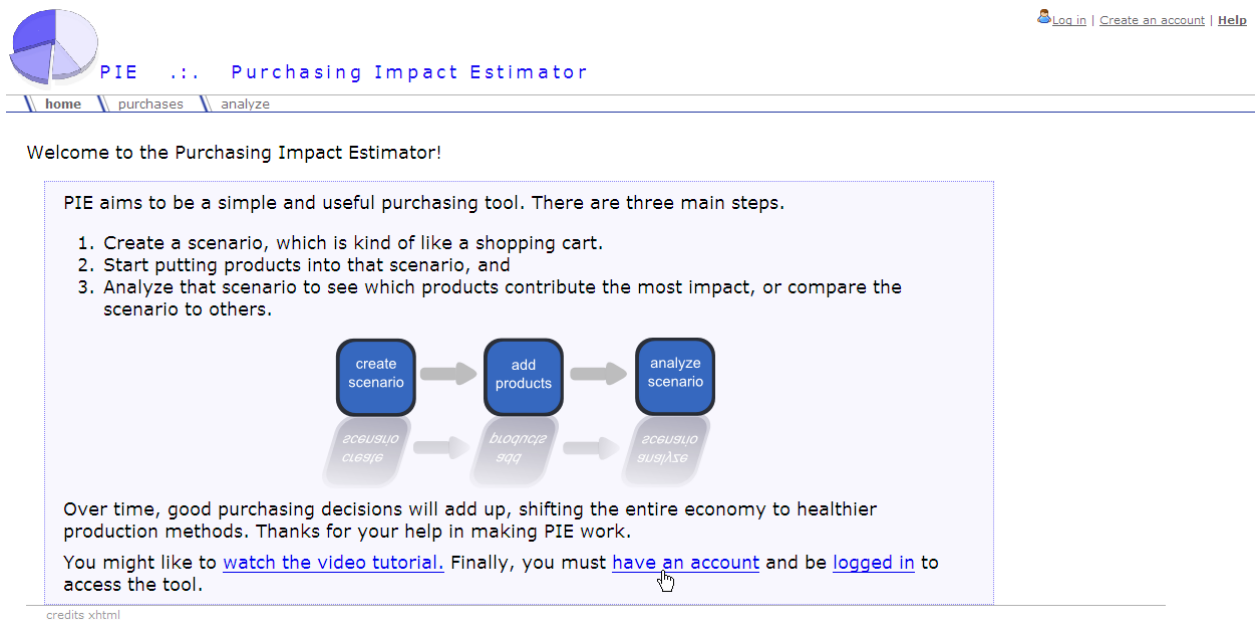
Introduction

This is a text-based tutorial for use of the Purchasing Impact Estimator (PIE). There is also a video-based version online, accessible from the home page. This tutorial is presented in 5 parts, showing how a person might use PIE:

1. Registration, preferences, and navigating help
2. Creating scenarios, and filling them with product purchases
3. Contribution Analysis
4. Copying and comparing scenarios (Comparison Analysis)
5. Adding specific suppliers to a scenario

Part 1: Registration, preferences, and help

Upon arrival at the pie homepage, the user will be presented with a general overview of PIE.



Log in | Create an account | Help

PIE . . . Purchasing Impact Estimator

home purchases analyze

Welcome to the Purchasing Impact Estimator!

PIE aims to be a simple and useful purchasing tool. There are three main steps.

1. Create a scenario, which is kind of like a shopping cart.
2. Start putting products into that scenario, and
3. Analyze that scenario to see which products contribute the most impact, or compare the scenario to others.

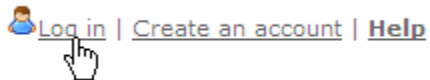
create scenario → add products → analyze scenario

Over time, good purchasing decisions will add up, shifting the entire economy to healthier production methods. Thanks for your help in making PIE work.


You might like to [watch the video tutorial](#). Finally, you must [have an account](#) and be [logged in](#) to access the tool.

credits.xhtml

Before beginning, PIE requires that a user log in to their account via the tool bar in the browser's upper right-hand corner.



If he or she does not have an account, the user may create one for free.



Registration is relatively straightforward. The user must provide a valid email address (between 1 and 250 characters long), and a valid password (between 4 and 120 characters long). It is also necessary to specify a "Purchasing Category System," which is effectively a product categorization system. Most

users will be familiar with this type of product categorization, and more information on the two categorization systems offered by PIE (BEA and NIGP) is given in a small box at the bottom of the page.



Register

Email:*	<input type="text" value="vinceyoung@texas.gov"/>
Password:*	<input type="password" value="*****"/>
Verify Password:*	<input type="password" value="*****"/>
Name:	<input type="text" value="vince"/> <input type="text" value="young"/>
Purchasing Category System:*	<input checked="" type="radio"/> NIGP — <input type="radio"/> BEA —
<input type="button" value="Register"/>	

* = Required.

Information about the Purchasing Category System:

[NIGP](#) (National Institute of Governmental Purchasers) and [BEA](#) (Bureau of Economic Analysis) are product classification systems. When you register, you must select one system with which you will work. Of course, this is a preference that you may later modify.

Already have an account? [Log in.](#)

The “purchasing category system” chosen by the user may later be modified in the user preferences area. To access user preferences while logged in, select the email address in the upper right toolbar.



The user then may modify his or her purchasing system. This will later affect the list of product categories that are offered to the purchaser in each scenario. For example, if NIGP is selected as a preference, then new purchasing scenarios will offer a list of NIGP sectors into which a purchaser may enter their purchases.

Purchasing Category System

Current System: NIGP	
<input type="button" value="NIGP"/>	<input type="button" value="Save"/>
BEA	
NIGP	

Passwords may also be modified from this page, as well as storing some basic optional information about the user.



User Profile

Purchasing Category System

Current System: NIGP

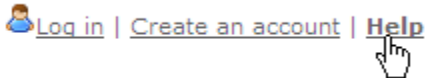
Reset Password

Email:
New Password:
Verify New Password:

Optional Contact Information

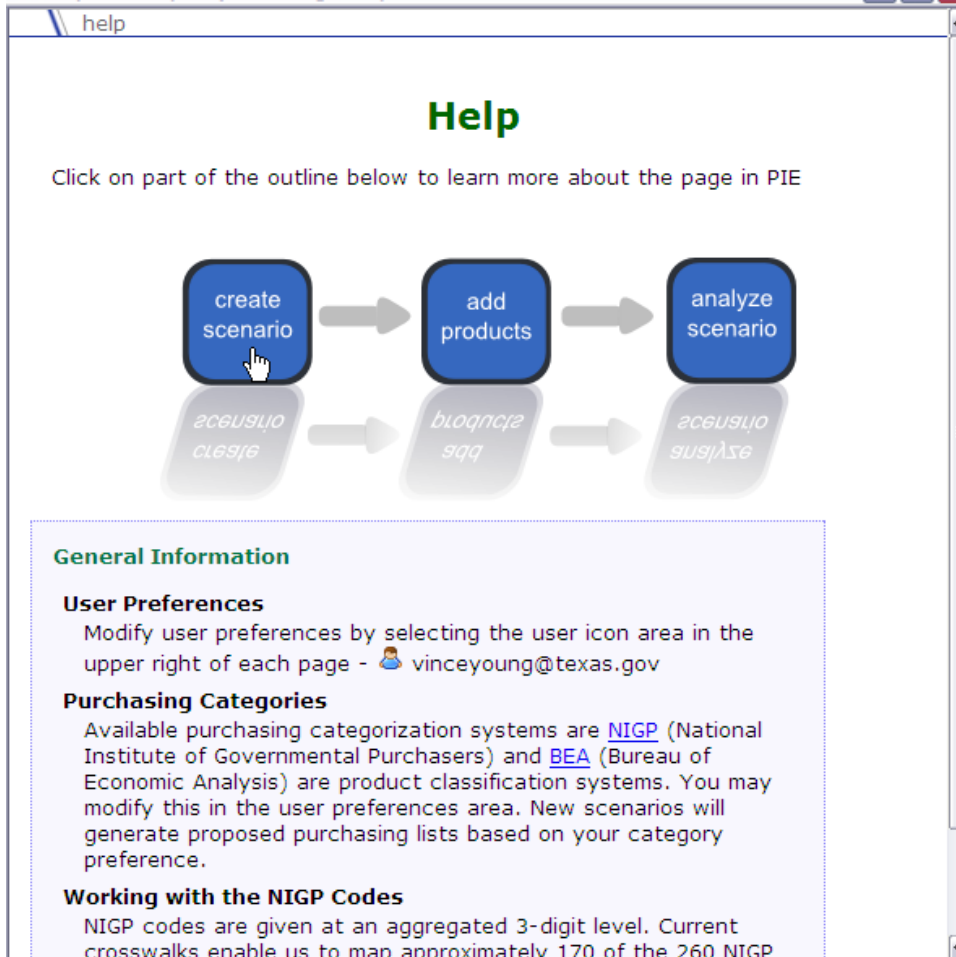
Name:
Phone:


Finally, access to the help area is located in many places throughout the pie website. On each page, there is a “help” link in the upper-right toolbar.




This is a direct link to the help homepage.

The homepage is composed of a graphic, and some other general information. The graphic is clickable, and will direct the user to help web-pages that are relevant for the most used PIE webpages.

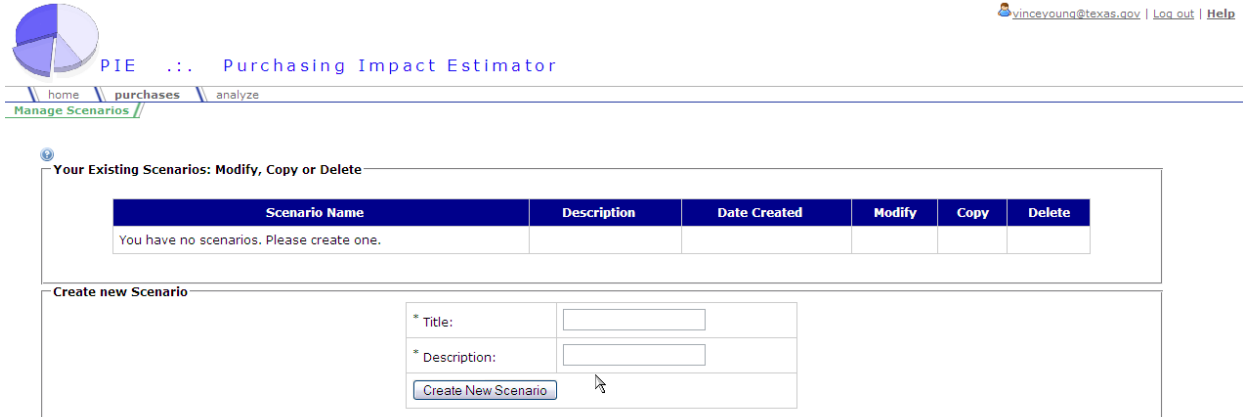


On the most used pie webpages, there is a help icon,  , that links to the help page that is relevant for that page. Each help page has a navigation bar with one link to the main help area:



Part 2: Creating scenarios, and filling them with product purchases

Once the user is registered and logged in, the first step is to create a purchasing scenario. This is similar to a shopping cart, where product purchases are added to a scenario. The scenario can be analyzed to determine which products contribute most to that scenario's environmental impact (contribution analysis), or scenarios can be compared to each other (comparison analysis). These types of analysis are dealt with in later parts of the tutorial. First, the scenario must be created and filled with purchases.



PIE :: Purchasing Impact Estimator

home purchases analyze

Manage Scenarios //

Your Existing Scenarios: Modify, Copy or Delete

Scenario Name	Description	Date Created	Modify	Copy	Delete
You have no scenarios. Please create one.					

Create new Scenario

* Title:

* Description:

Create New Scenario

Upon first arrival at the 'manage scenarios' page, the user will not have any scenarios. He or she will be prompted to create one. Creating a scenario is accomplished in the lower screen area by typing a name, description, and clicking the "create new scenario" button.



Create new Scenario

* Title:

* Description:

Create New Scenario

The name and description of the new scenario will then appear in the above table, ready to be edited.



PIE :: Purchasing Impact Estimator

home purchases analyze

Manage Scenarios //

Your Existing Scenarios: Modify, Copy or Delete

Scenario Name	Description	Date Created	Modify	Copy	Delete
FY06 Agriculture	baseline purchases for FY 06 - department of agriculture	May 19, 2008			

Create new Scenario

* Title:

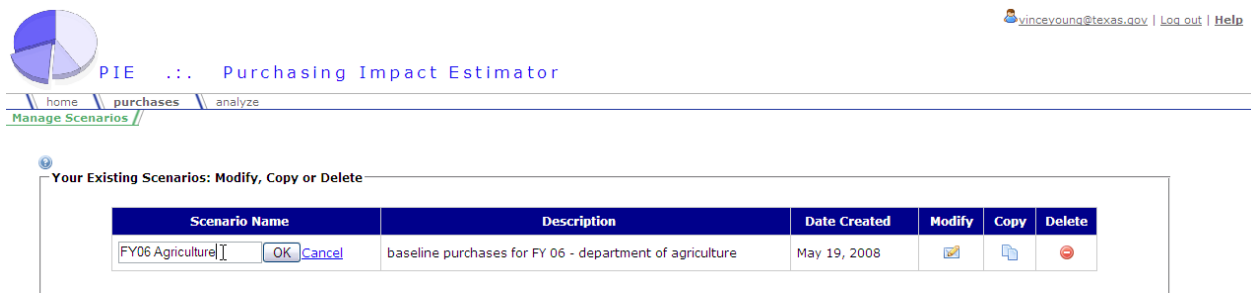
* Description:

Create New Scenario

The table that lists the user’s scenarios is quite flexible. It can be sorted and scenario names and descriptions are editable in place. The cursor will turn into a hand when it hovers over editable fields.



To edit the table in place, click on the table cell, make modifications, and press “OK.” If you do not wish to make changes, select “cancel.”



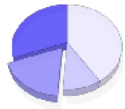
Each scenario has three icons that represent the ability to modify the scenario’s product purchases, the ability to copy the scenario (including its purchases), and the ability to delete the scenario completely.



The “Modify” icon is a direct link to the scenario’s purchases. The “my purchases” page’s primary purpose is to record the dollar amount purchased of each product category. When a scenario is new, PIE will offer the purchaser with a list of product categories based on the user’s product category preference (modifiable in user preferences area – see part 1 above). The \$ amount column will be blank for the user to enter their custom purchases.

Each purchase is saved when the cursor leaves a text box. A yellow flash across the row is the visual signal that a row has been autosaved. After each autosave, the environmental impact of the product category is re-calculated in the table.

The <enter> button (also called “return” on some keyboards) is a convenient way to move the cursor to the next product category row.



PIE ... Purchasing Impact Estimator

home purchases analyze
manage Scenarios // my purchases //

FY06 Agriculture

Viewing Impact Category: Climate Change

\$ Amount	Code	Description	Climate change - DALYS
25488	005	ABRASIVES	0.0066524
9690	010	ACOUSTICAL TILE, INSULATING MATERIALS, AND SUPPLIES	0.0007578
59889	019	AGRICULTURAL CROPS AND GRAINS INCLUDING FRUITS, MELONS, NUTS, AND VEGETABLES	0.0065279
87660	020	AGRICULTURAL EQUIPMENT, IMPLEMENTS, AND ACCESSORIES (SEE CLASS 022 FOR PARTS)	0.0234052
17788	025	AIR COMPRESSORS AND ACCESSORIES	0.0030240

The “my purchases page” typically shows one impact category at a time. This impact category can be toggled with the dropdown box at the top of the table, titled “Viewing Impact Category.”



PIE ... Purchasing Impact Estimator


home purchases analyze
manage Scenarios // my purchases //

FY06 Agriculture

Viewing Impact Category: Climate Change

\$ Amount	Code	Description	Climate change - DALYS
25488	005	ABRASIVES	0.0066524
9690	010	ACOUSTICAL TILE, INSULATING MATERIALS, AND SUPPLIES	0.0007578
59889	019	AGRICULTURAL CROPS AND GRAINS INCLUDING FRUITS, MELONS, NUTS, AND VEGETABLES	0.0065279
87660	020	AGRICULTURAL EQUIPMENT, IMPLEMENTS, AND ACCESSORIES (SEE CLASS 022 FOR PARTS)	0.0234052

An important note is that help information for the my purchases page, in addition to being available in the top toolbar, is accessible through the help icon next to the scenario's title.




PIE ... Purchasing Impact Estimator


home // purchases // analyze
 manage Scenarios // my purchases //

FY06 Agriculture

Viewing Impact Category:

\$ Amount	Code	Description	 Climate change - DALYS
<input type="text" value="25488"/>	005	ABRASIVES	0.0066524
<input type="text" value="9690"/>	010	ACOUSTICAL TILE, INSULATING MATERIALS, AND SUPPLIES	0.0007578

Sorting is another important capability of the “my purchases” page. This can be accomplished by clicking on a table header. Sorting is very useful to determine which products are contributing most to the overall impact in an impact category.





PIE ... Purchasing Impact Estimator

home // purchases // analyze
 manage Scenarios // my purchases //

FY06 Agriculture

Viewing Impact Category:

\$ Amount	Code	Description	 Climate change - DALYS 
<input type="text" value="47656"/>	944	FARMING AND RANCHING SERVICES, ANIMAL AND CROP	0.0378865
<input type="text" value="89900"/>	040	ANIMALS, BIRDS, MARINE LIFE, AND POULTRY, LIVE (INCLUDING ACCESSORY ITEMS)	0.0347913
<input type="text" value="87660"/>	020	AGRICULTURAL EQUIPMENT, IMPLEMENTS, AND ACCESSORIES (SEE CLASS 022 FOR PARTS)	0.0234052
<input type="text" value="25488"/>	005	ABRASIVES	0.0066524
<input type="text" value="59889"/>	019	AGRICULTURAL CROPS AND GRAINS INCLUDING FRUITS, MELONS, NUTS, AND VEGETABLES	0.0065279
<input type="text" value="25587"/>	031	AIR CONDITIONING, HEATING, AND VENTILATING EQUIPMENT, PARTS AND ACCESSORIES (SEE CLASS 740 ALSO)	0.0038892
<input type="text" value="17788"/>	025	AIR COMPRESSORS AND ACCESSORIES	0.0030240
<input type="text" value="9690"/>	010	ACOUSTICAL TILE, INSULATING MATERIALS, AND SUPPLIES	0.0007578
<input type="text" value="5433"/>	946	FINANCIAL SERVICES	0.0003575

Contribution Analysis

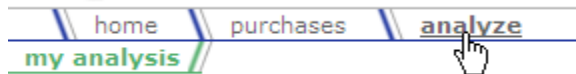
A scenario can be analyzed either in a table, or graphically to determine which products contribute most to its environmental burden. Contribution analysis in the table is described above, and consists of sorting the table in the my purchases page so that the largest contributors to an environmental impact filter to the top.

FY06 Agriculture


Viewing Impact Category: Climate Change

\$ Amount	Code	Description	Climate change - DALYS
47656	944	FARMING AND RANCHING SERVICES, ANIMAL AND CROP	0.0378865
89900	040	ANIMALS, BIRDS, MARINE LIFE, AND POULTRY, LIVE (INCLUDING ACCESSORY ITEMS)	0.0347913
87660	020	AGRICULTURAL EQUIPMENT, IMPLEMENTS, AND ACCESSORIES (SEE CLASS 022 FOR PARTS)	0.0234052
25488	005	ABRASIVES	0.0066524
59889	019	AGRICULTURAL CROPS AND GRAINS INCLUDING FRUITS, MELONS, NUTS, AND VEGETABLES	0.0065279
25587	031	AIR CONDITIONING, HEATING, AND VENTILATING EQUIPMENT, PARTS AND ACCESSORIES (SEE CLASS 740 ALSO)	0.0038892
17788	025	AIR COMPRESSORS AND ACCESSORIES	0.0030240
9690	010	ACOUSTICAL TILE, INSULATING MATERIALS, AND SUPPLIES	0.0007578
5433	946	FINANCIAL SERVICES	0.0003575

The same contribution analysis can be performed graphically in the “analyze” section of the website, accessible from the main navigation bar.



A list of the user’s scenarios is displayed. Contribution analysis requires that one scenario be selected, and the “analyze contribution” button be clicked.

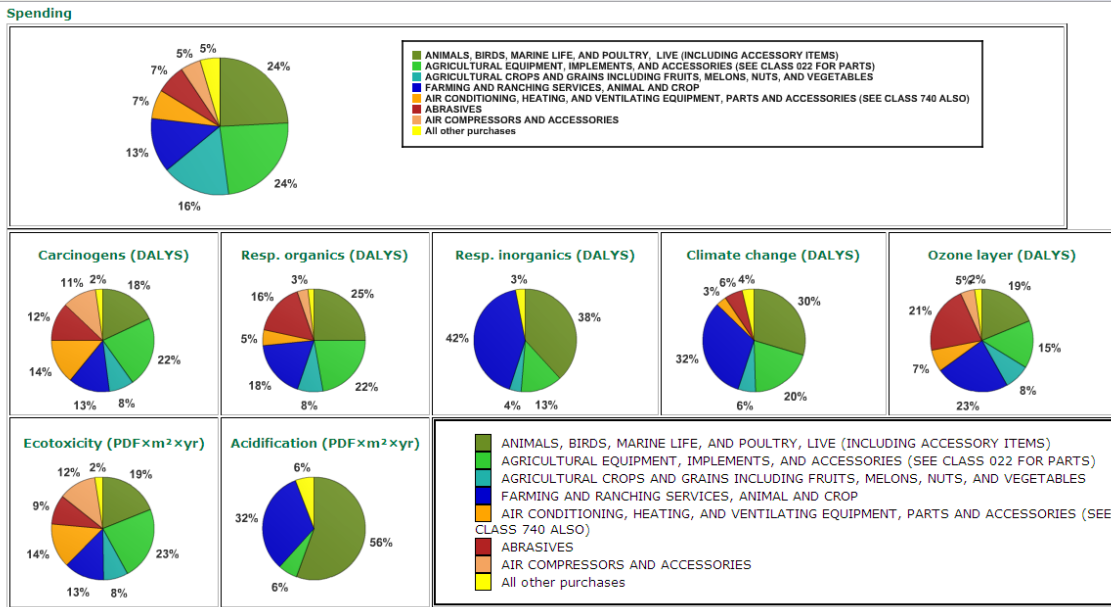

PIE
...
Purchasing Impact Estimator
vinceyoung@texas.gov | Log out | Help

home
purchases
analyze

Your Existing Scenarios: Choose one to analyze or many to compare

	analyze contribution	compare scenarios	Scenario Name	Description	Date Created
<input checked="" type="checkbox"/>	<input type="checkbox"/>	<input type="checkbox"/>	FY06 Agriculture	baseline purchases for FY 06 - department of agriculture	May 19, 2008

This will generate a number of pie charts that describe how each product category contributes to the scenario's spending, and different environmental impact categories.



Copying and comparing scenarios (Comparison Analysis)

Once the first scenario has been created, it may serve as an excellent template for other scenarios. Those other scenarios may represent different purchasing years, or various “what-if” purchasing scenarios. A scenario may be copied simply by clicking on the “copy” icon in its row.



PIE . . . Purchasing Impact Estimator

home purchases analyze Manage Scenarios

Your Existing Scenarios: Modify, Copy or Delete

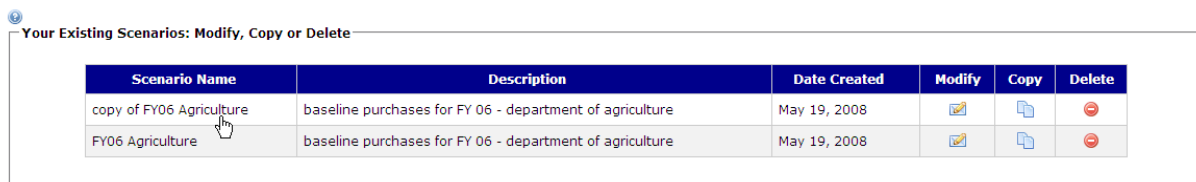
Scenario Name	Description	Date Created	Modify	Copy	Delete
FY06 Agriculture	baseline purchases for FY 06 - department of agriculture	May 19, 2008			

Create new Scenario

* Title:

* Description:

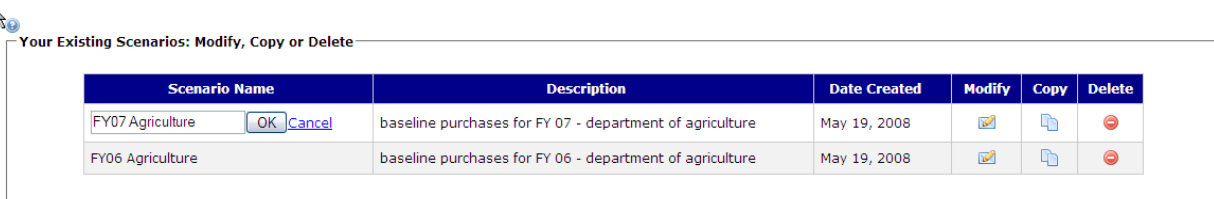
The copy button will generate a new row in the scenarios table titled “copy of x.”



Your Existing Scenarios: Modify, Copy or Delete

Scenario Name	Description	Date Created	Modify	Copy	Delete
copy of FY06 Agriculture	baseline purchases for FY 06 - department of agriculture	May 19, 2008			
FY06 Agriculture	baseline purchases for FY 06 - department of agriculture	May 19, 2008			

The title and description of the copy may be modified by clicking on the name and description table cell of the new scenario.



Your Existing Scenarios: Modify, Copy or Delete

Scenario Name	Description	Date Created	Modify	Copy	Delete
FY07 Agriculture <input type="text"/> <input type="button" value="OK"/> <input type="button" value="Cancel"/>	baseline purchases for FY 07 - department of agriculture	May 19, 2008			
FY06 Agriculture	baseline purchases for FY 06 - department of agriculture	May 19, 2008			

The copy will also duplicate the original scenario’s purchases. It then makes sense to “modify” the new scenario’s purchases.



FY07 Agriculture

Viewing Impact Category: Climate Change

\$ Amount	Code	Description	Climate change - DALYS	Browse All Products	
21488	005	ABRASIVES	0.0056084	Browse Similar	remove
9690	010	ACOUSTICAL TILE, INSULATING MATERIALS, AND SUPPLIES	0.0007578	Browse Similar	remove
64889	019	AGRICULTURAL CROPS AND GRAINS INCLUDING FRUITS, MELONS, NUTS, AND VEGETABLES	0.0070729	Browse Similar	remove
89560	020	AGRICULTURAL EQUIPMENT, IMPLEMENTS, AND ACCESSORIES (SEE CLASS 022 FOR PARTS)	0.0239392	Browse Similar	remove
17788	025	AIR COMPRESSORS AND ACCESSORIES	0.0030240	Browse Similar	remove
18587	031	AIR CONDITIONING, HEATING, AND VENTILATING EQUIPMENT, PARTS AND ACCESSORIES (SEE CLASS 740 ALSO)	0.0028252	Browse Similar	remove

Once the purchaser has at least two purchasing scenarios, he or she may do a comparison analysis by navigating to the "Analysis" section of the website.



At least two scenarios must be selected by checking their boxes.

Your Existing Scenarios: Choose one to analyze or many to compare

[analyze contribution](#) [compare scenarios](#)

	Scenario Name	Description	Date Created
<input type="checkbox"/>	FY06 Agriculture	baseline purchases for FY 06 - department of agriculture	May 19, 2008
<input checked="" type="checkbox"/>	FY07 Agriculture	baseline purchases for FY 07 - department of agriculture	May 19, 2008

Then click the "compare scenarios" button.

Your Existing Scenarios: Choose one to analyze or many to compare

[analyze contribution](#) [compare scenarios](#)

	Scenario Name	Description	Date Created
<input checked="" type="checkbox"/>	FY06 Agriculture	baseline purchases for FY 06 - department of agriculture	May 19, 2008
<input checked="" type="checkbox"/>	FY07 Agriculture	baseline purchases for FY 07 - department of agriculture	May 19, 2008

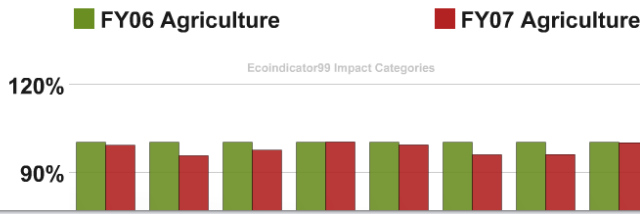
This will generate a bar chart comparing the scenarios on spending and the various environmental impact categories. The comparison is done on a relative basis, with the first scenario serving as the "reference scenario." This means that its impact is always 100%, and other scenarios are compared relative to that score.



Scenario Comparison

Currently Viewing:

	money spent (\$)	Human Health					Ecosystem Quality	
		carcinogens	resp organics	resp inorganics	climate change	ozone layer	ecotoxicity	acidification
FY06 Agriculture	100.0%	100.0%	100.0%	100.0%	100.0%	100.0%	100.0%	100.0%
FY07 Agriculture	98.9%	95.4%	97.2%	100.2%	99.1%	95.8%	95.9%	99.9%



The user may toggle the chart and table if he or she prefers to view only one at a time.

Chart View:

Scenario Comparison

Currently Viewing:

-
-
-

FY06 Agriculture **FY07 Agriculture**

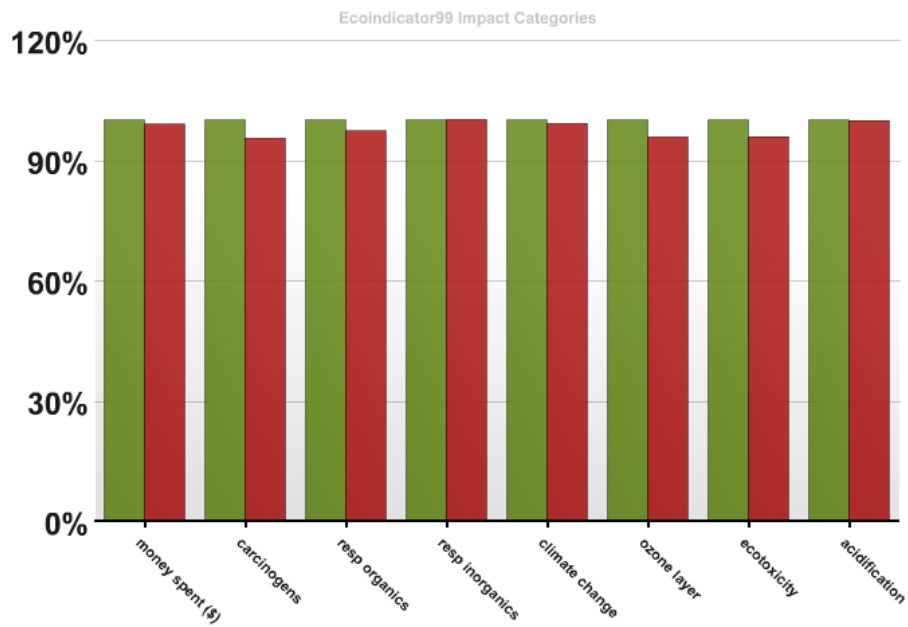


Table View:

Scenario Comparison


Currently Viewing:

Table ▾
Both
Chart
Table

	money spent (\$)	carcinogens	resp organics	resp inorganics	climate change	ozone layer	ecotoxicity	acidification
FY06 Agriculture	100.0%	100.0%	100.0%	100.0%	100.0%	100.0%	100.0%	100.0%
FY07 Agriculture	98.9%	95.4%	97.2%	100.2%	99.1%	95.8%	95.9%	99.9%

Adding specific suppliers to a scenario

After prioritizing the product categories that contribute most to a scenario’s environmental impact, purchasers may wish to look for suppliers that are “greener” than the average product in that category. To do this, one may want to copy an existing scenario, and then make modifications to the copy.



PIE :: Purchasing Impact Estimator

home purchases analyze

Manage Scenarios //

vinceyoung@texas.gov | Log out | Help

Your Existing Scenarios: Modify, Copy or Delete


Scenario Name	Description	Date Created	Modify	Copy	Delete
FY06 Agriculture	baseline purchases for FY 06 - department of agriculture	May 19, 2008			
FY07 Agriculture	baseline purchases for FY 07 - department of agriculture	May 19, 2008			

As above, the name and description of the newly created scenario can be modified by clicking in the table cells. Further, the table can be sorted by date to bring the newest scenario to the top, or bottom.

Your Existing Scenarios: Modify, Copy or Delete

Scenario Name	Description	Date Created	Modify	Copy	Delete
FY06 Agriculture	baseline purchases for FY 06 - department of agriculture	May 19, 2008			
FY07 Agriculture	baseline purchases for FY 07 - department of agriculture	May 19, 2008			
FY07 Agriculture - Green1	purchases for FY 07 from "green" suppliers.	May 19, 2008			

The purchaser can then make modifications to the scenario by clicking on the “modify” icon to arrive at the purchases page. If there is a particular product category for which the purchaser would like to replace with specific suppliers, he or she may click the “Browse Similar” link for the product category.



PIE :: Purchasing Impact Estimator

home purchases analyze

manage Scenarios // my purchases //

vinceyoung@texas.gov | Log out | Help

FY07 Agriculture - Green1

Viewing Impact Category:

\$ Amount	Code	Description	Climate change - DALYS	Browse All Products	
<input type="text" value="21488"/>	005	ABRASIVES	0.0056084	Browse Similar	<input type="button" value="remove"/>
<input type="text" value="9690"/>	010	ACOUSTICAL TILE, INSULATING MATERIALS, AND SUPPLIES	0.0007578	Browse Similar	<input type="button" value="remove"/>
<input type="text" value="64889"/>	019	AGRICULTURAL CROPS AND GRAINS INCLUDING FRUITS, MELONS, NUTS, AND VEGETABLES	0.0070729	Browse Similar	<input type="button" value="remove"/>

A list of products in the same classification category will be displayed. The product from which the user navigated is displayed in normal font. The other product categories (presumably of greater interest at this point), are displayed with emphasis. This table can be sorted to find the products with the largest or smallest environmental impact in a product category.

Add selected products to scenario 'FY07 Agriculture - Green1'

Impacts are per million dollars

Select	Code	Description	Carcinogens - DALYS	Resp. organics - DALYS	Resp. inorganics - DALYS	Climate change - DALYS	Ozone layer - DALYS	Ecotoxicity - PDF×m ² ×yr	Acidification - PDF×m ² ×yr
<input type="checkbox"/>	005	BURRIS'S ABRASIVES	0.0119	0.00692	1.16	0.248	0.0109	85679.8	32878.2
<input type="checkbox"/>	005	ABRASIVES	0.0118	0.00721	1.22	0.261	0.00862	72610	29620
<input type="checkbox"/>	005	CARNES'S ABRASIVES	0.00897	0.00598	1.15	0.269	0.00793	56635.8	20734
<input type="checkbox"/>	005	BOYD'S ABRASIVES	0.0125	0.00836	0.939	0.329	0.0075	72610	26658

Upon finding a desired specific product, the user can select the product with a checkbox at left, and click the "Submit" button. If no categories look appealing, the cancel button will return the user to the purchases page from which he or she came.

Add selected products to scenario 'FY07 Agriculture - Green1'

Impacts are per million dollars

Select	Code	Description	Carcinogens - DALYS	Resp. organics - DALYS	Resp. inorganics - DALYS	Climate change - DALYS	Ozone layer - DALYS	Ecotoxicity - PDF×m ² ×yr	Acidification - PDF×m ² ×yr
<input checked="" type="checkbox"/>	005	BURRIS'S ABRASIVES	0.0119	0.00692	1.16	0.248	0.0109	85679.8	32878.2
<input type="checkbox"/>	005	ABRASIVES	0.0118	0.00721	1.22	0.261	0.00862	72610	29620
<input type="checkbox"/>	005	CARNES'S ABRASIVES	0.00897	0.00598	1.15	0.269	0.00793	56635.8	20734
<input type="checkbox"/>	005	BOYD'S ABRASIVES	0.0125	0.00836	0.939	0.329	0.0075	72610	26658

The new product is inserted into the list of purchases, and the user may then modify the list accordingly. In this example, all of the “Abrasive” and “Agricultural crops...” product purchases are transferred to Burris’s Abrasives and Crook’s Agricultural Crops..., respectively.



FY07 Agriculture - Green1

Viewing Impact Category:

\$ Amount	Code	Description	Climate change - DALYS	Browse All Products	
<input type="text" value="0"/>	005	ABRASIVES	0.0000000	Browse Similar	<input type="button" value="remove"/>
<input type="text" value="21488"/>	005	BURRIS's ABRASIVES	0.0053290	Browse Similar	<input type="button" value="remove"/>
<input type="text" value="9690"/>	010	ACOUSTICAL TILE, INSULATING MATERIALS, AND SUPPLIES	0.0007578	Browse Similar	<input type="button" value="remove"/>
<input type="text" value="0"/>	019	AGRICULTURAL CROPS AND GRAINS INCLUDING FRUITS, MELONS, NUTS, AND VEGETABLES	0.0000000	Browse Similar	<input type="button" value="remove"/>
<input type="text" value="64889"/>	019	CROOK's AGRICULTURAL CROPS AND GRAINS INCLUDING FRUITS, MELONS, NUTS, AND VEGETABLES	0.0065538	Browse Similar	<input type="button" value="remove"/>

Notice that in this case, the user has elected to transfer only a portion of the “Agricultural Equipment, Implements...” to the specific product “Dominguez’s Agricultural Equipment, Implements...”

FY07 Agriculture - Green1

Viewing Impact Category:

\$ Amount	Code	Description	Climate change - DALYS	Browse All Products	
<input type="text" value="0"/>	005	ABRASIVES	0.0000000	Browse Similar	<input type="button" value="remove"/>
<input type="text" value="21488"/>	005	BURRIS's ABRASIVES	0.0053290	Browse Similar	<input type="button" value="remove"/>
<input type="text" value="9690"/>	010	ACOUSTICAL TILE, INSULATING MATERIALS, AND SUPPLIES	0.0007578	Browse Similar	<input type="button" value="remove"/>
<input type="text" value="0"/>	019	AGRICULTURAL CROPS AND GRAINS INCLUDING FRUITS, MELONS, NUTS, AND VEGETABLES	0.0000000	Browse Similar	<input type="button" value="remove"/>
<input type="text" value="64889"/>	019	CROOK's AGRICULTURAL CROPS AND GRAINS INCLUDING FRUITS, MELONS, NUTS, AND VEGETABLES	0.0065538	Browse Similar	<input type="button" value="remove"/>
<input type="text" value="20000"/>	020	AGRICULTURAL EQUIPMENT, IMPLEMENTS, AND ACCESSORIES (SEE CLASS 022 FOR PARTS)	0.0053400	Browse Similar	<input type="button" value="remove"/>
<input type="text" value="69660"/>	020	DOMINGUEZ's AGRICULTURAL EQUIPMENT, IMPLEMENTS, AND ACCESSORIES (SEE CLASS 022 FOR PARTS)	0.0154645	Browse Similar	<input type="button" value="remove"/>
<input type="text" value="17788"/>	025	AIR COMPRESSORS AND ACCESSORIES	0.0030240	Browse Similar	<input type="button" value="remove"/>

Again, this scenario may be compared to the “baseline” where only average sector data were used. This can be done by navigating to the analysis section, selecting the scenarios of interest, and clicking the “compare scenarios” button.

Your Existing Scenarios: Choose one to analyze or many to compare

	Scenario Name	Description	Date Created
<input type="checkbox"/>	FY06 Agriculture	baseline purchases for FY 06 - department of agriculture	May 19, 2008
<input checked="" type="checkbox"/>	FY07 Agriculture	baseline purchases for FY 07 - department of agriculture	May 19, 2008
<input checked="" type="checkbox"/>	FY07 Agriculture - Green1	purchases for FY 07 from "green" suppliers.	May 19, 2008

Scenario Comparison

Currently Viewing:

- Both
- Both
- Chart
- Table

	money spent (\$)	Human Health					Ecosystem Quality	
		carcinogens	resp organics	resp inorganics	climate change	ozone layer	ecotoxicity	acidification
FY07 Agriculture	100.0%	100.0%	100.0%	100.0%	100.0%	100.0%	100.0%	100.0%
FY07 Agriculture - Green1	100.0%	97.4%	95.7%	96.9%	96.6%	101.1%	99.9%	98.8%

