

Sustainable Purchasing Using Life Cycle Assessment and the PIE (Purchasing Impact Estimator)



Dallas, Texas

15 August 2008

Gregory A. Norris

Sylvatica / Harvard School of Public Health



Our Mission

- Life Cycle Assessment
 - What is it?
 - How does it work?
 - What can it do for me?
 - What's happening these days that I might care about?
- The Purchasing Impact Estimator (PIE)
 - What is it?
 - How does it work?
 - What can it do for me?
 - What's happening these days that I might care about?
- Discussion, including your questions, and addressing especially questions of ***Practical Implementation***



Some Environmental Impact Categories

- Climate change
- Ozone depletion
- Eco-toxicity
- Depletion of resources
 - Fossil fuels
 - Minerals
 - Renewable resources
 - Water
- Acid rain
- Eutrophication
- Human health impacts of air and water pollution
- Land use / habitat loss



What about...



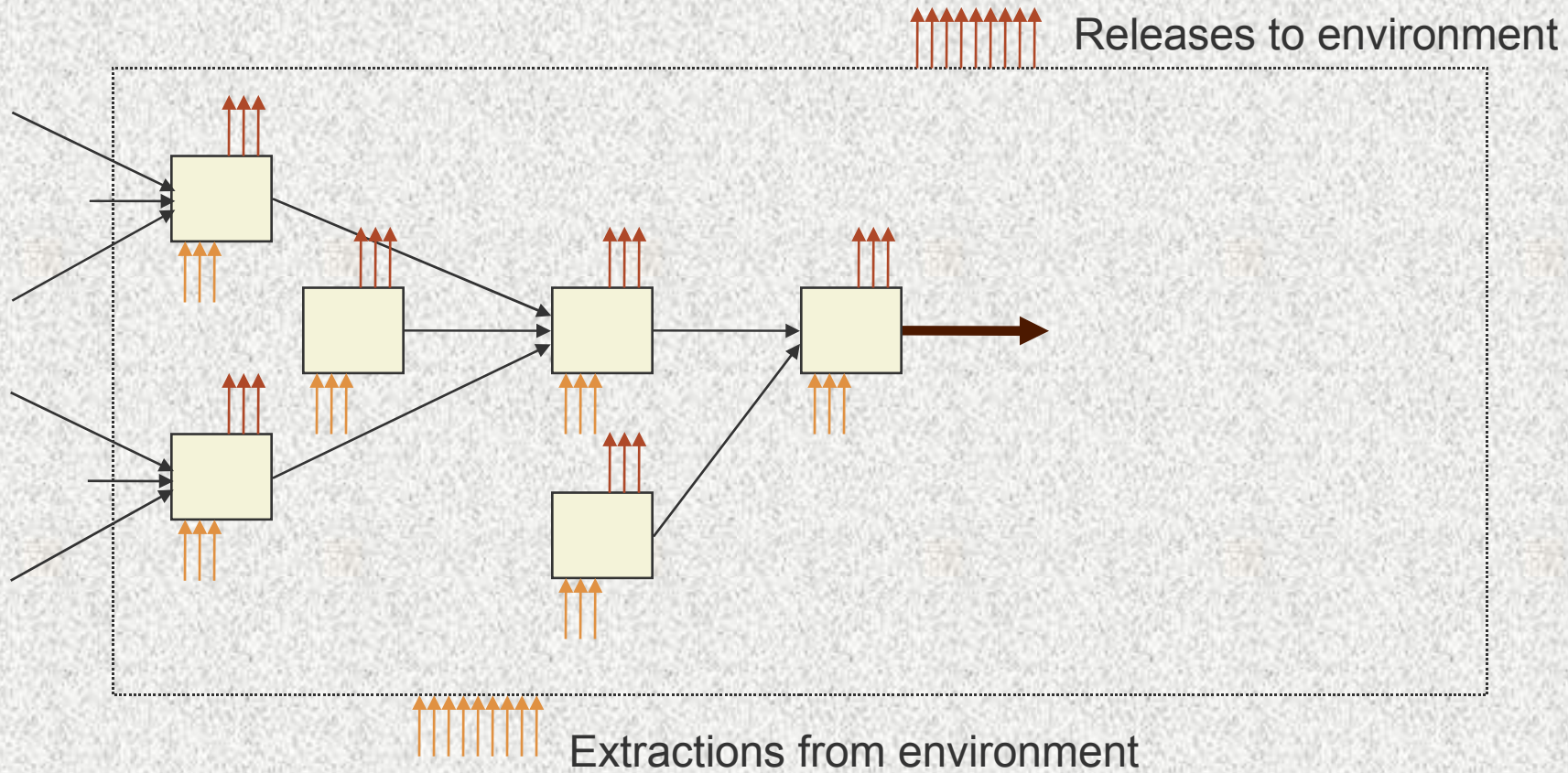
- Recycleable
- X% recycled content
- Biodegradable
- Renewable
- ...



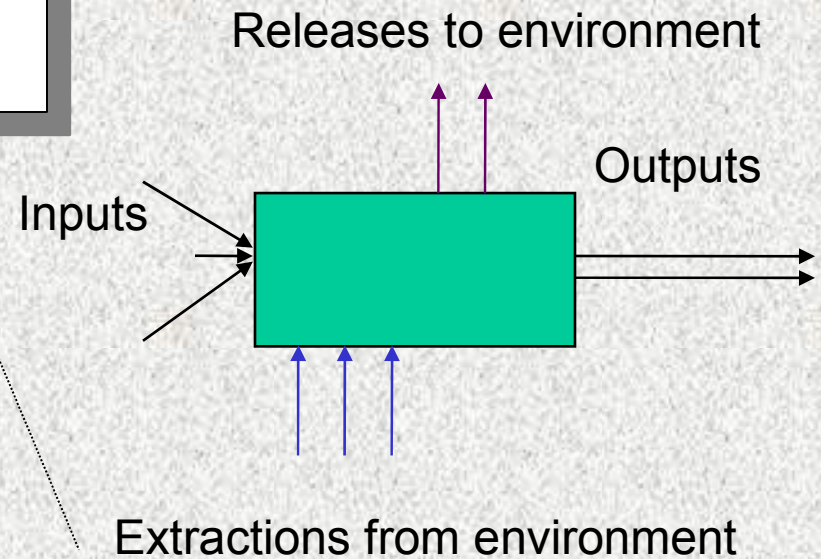
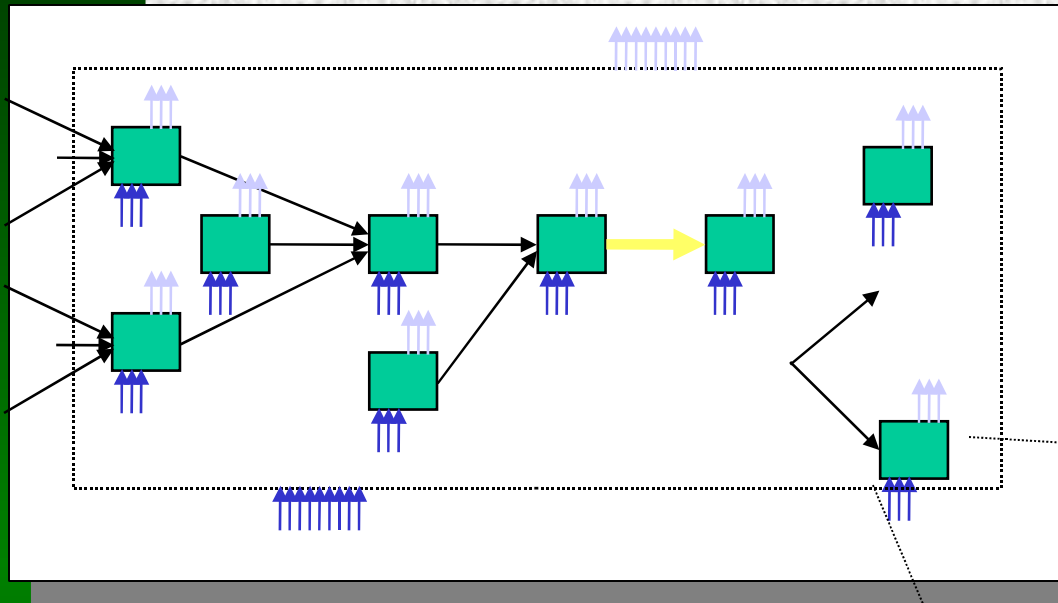
Thus we have...

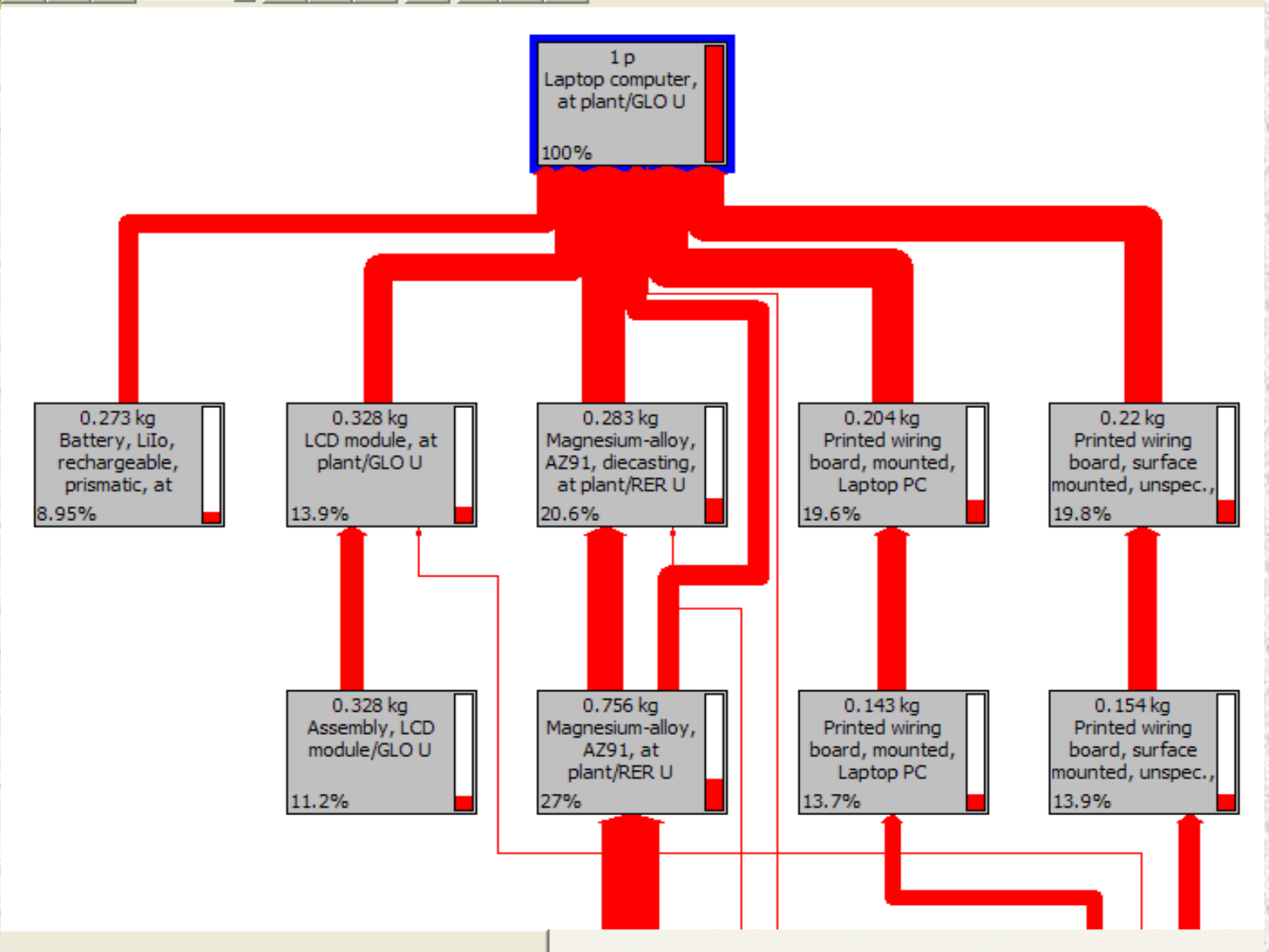
- **Attributes of product**
and/or attributes of manufacturing **processes**
- **Impacts of...**
 - Product **manufacturing**
 - Product **use**
 - Product **disposal**

Manufacturing and its Supply Chain

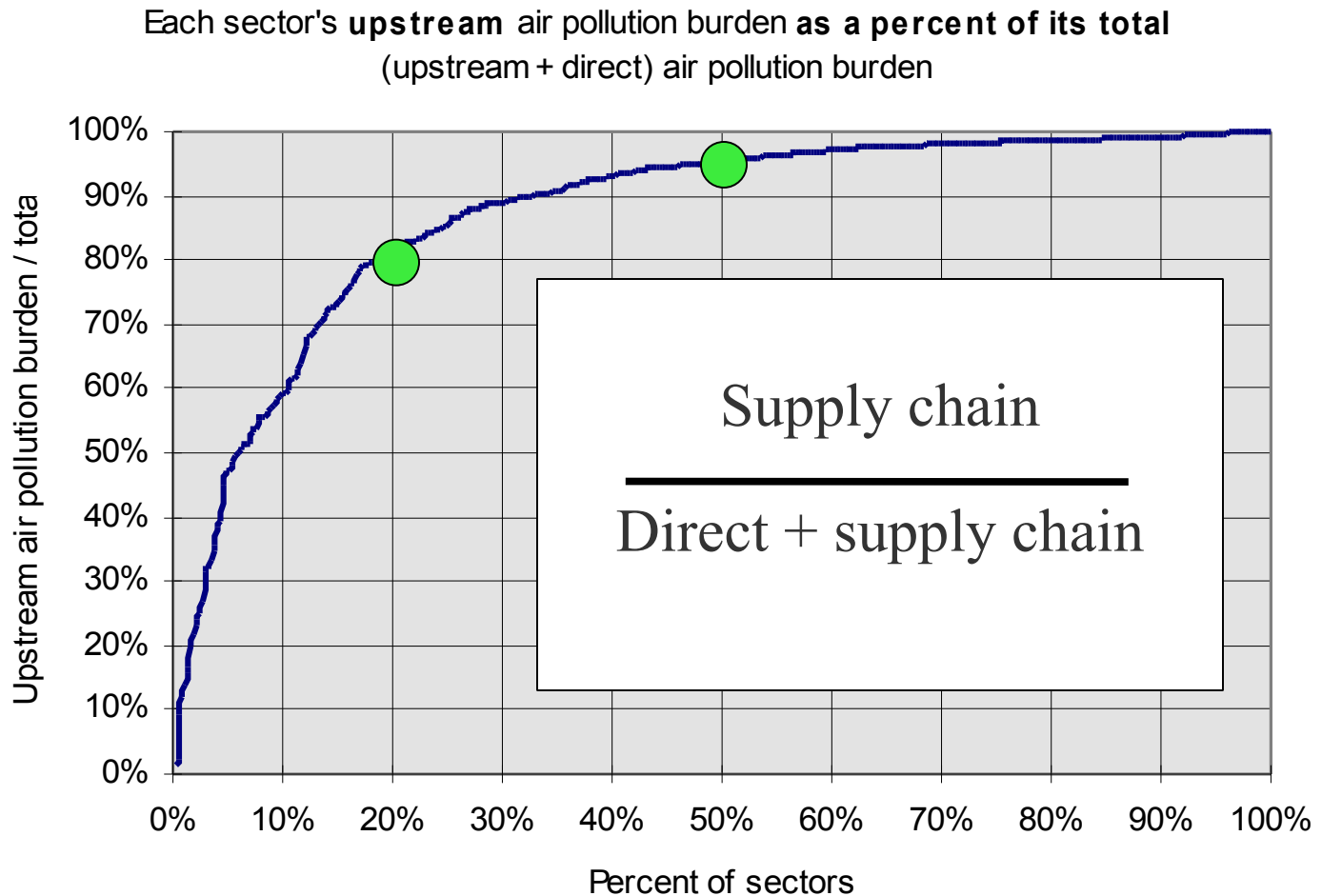


Life Cycle Inventory Analysis

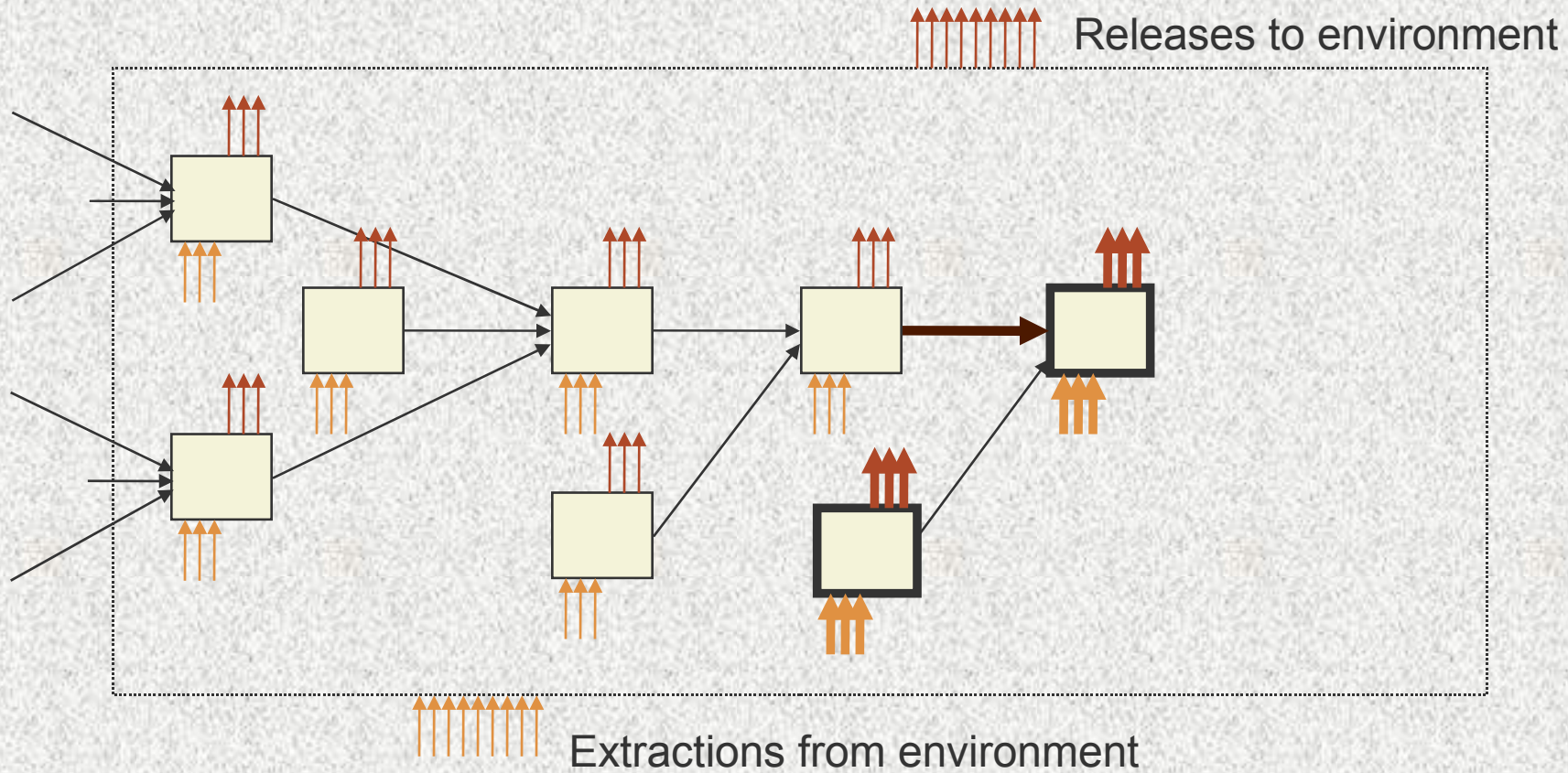




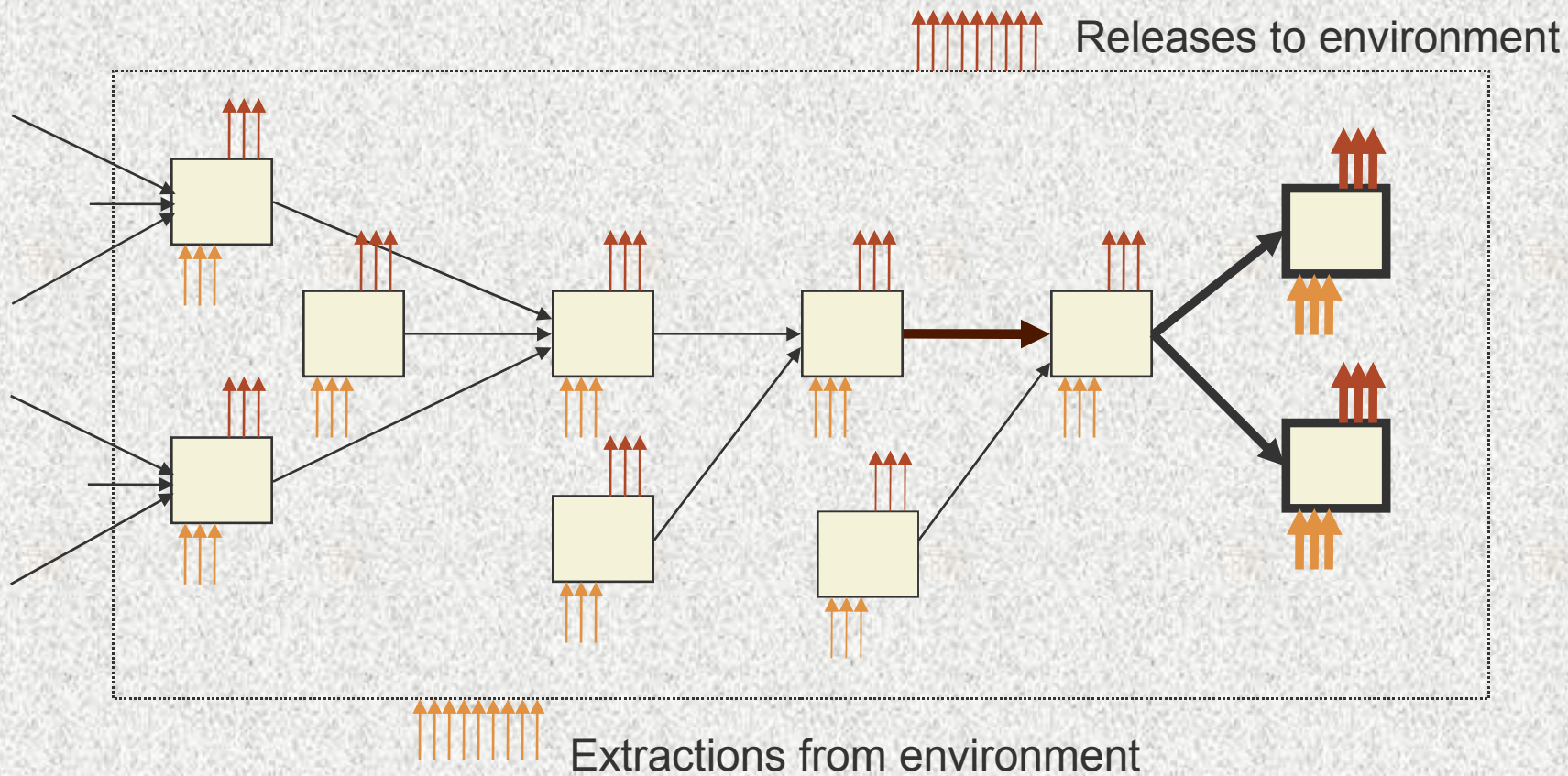
Buyer power, and the 80-80 Rule



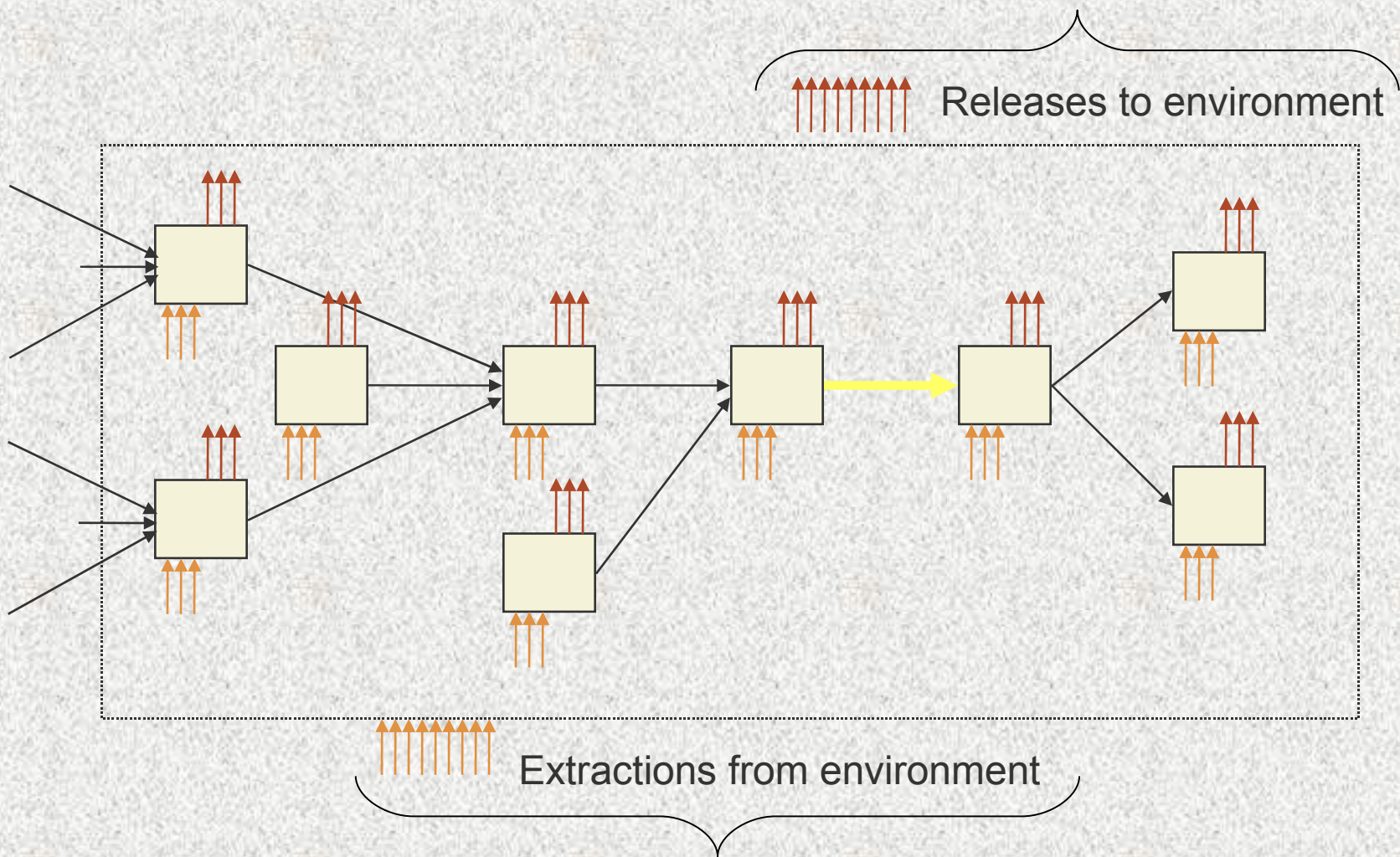
The Product USE Phase



The product “End-of-life”



Product Life Cycle Assessment (LCA)



Inventory results (LCI)

Substance	Compartment [△]	Unit	Total
Aluminum	Air	mg	27
Ammonia	Air	mg	776
Ammonium carbonate	Air	ng	441
Antimony	Air	µg	9.52
Antimony-124	Air	nBq	33
Antimony-125	Air	nBq	344
Argon-41	Air	Bq	7.34
Arsenic	Air	µg	97
Barium	Air	µg	100
Barium-140	Air	µBq	22.3
Benzaldehyde	Air	ng	17.5
Benzene	Air	mg	5.74
Benzene, ethyl-	Air	µg	149
Benzene, hexachloro-	Air	ng	56.2
Benzene, pentachloro-	Air	ng	80.9
Benzo(a)pyrene	Air	µg	23.7
Beryllium	Air	ng	227
Boron	Air	mg	9.87
Bromine	Air	µg	606
Butadiene	Air	pg	23.4
Butane	Air	mg	10.7
Butene	Air	µg	146
Cadmium	Air	µg	106
Calcium	Air	mg	1.36
Carbon-14	Air	Bq	28.6
Carbon dioxide, biogenic	Air	g	46.3
Carbon dioxide, fossil	Air	kg	25.1
Carbon disulfide	Air	mg	1.74
Carbon monoxide, biogenic	Air	mg	24.4
Carbon monoxide, fossil	Air	g	26.4



LCIA

Impact Assessment results

Impact category [△]	Total
Carcinogens	2.35E-5
Resp. organics	3.03E-6
Resp. inorganics	0.0011
Climate change	0.000432
Radiation	1.21E-6
Ozone layer	5.16E-9
Ecotoxicity	1.15E-5
Acidification/ Eutrophication	0.000128
Land use	1.85E-6
Minerals	1.3E-6
Fossil fuels	0.00624

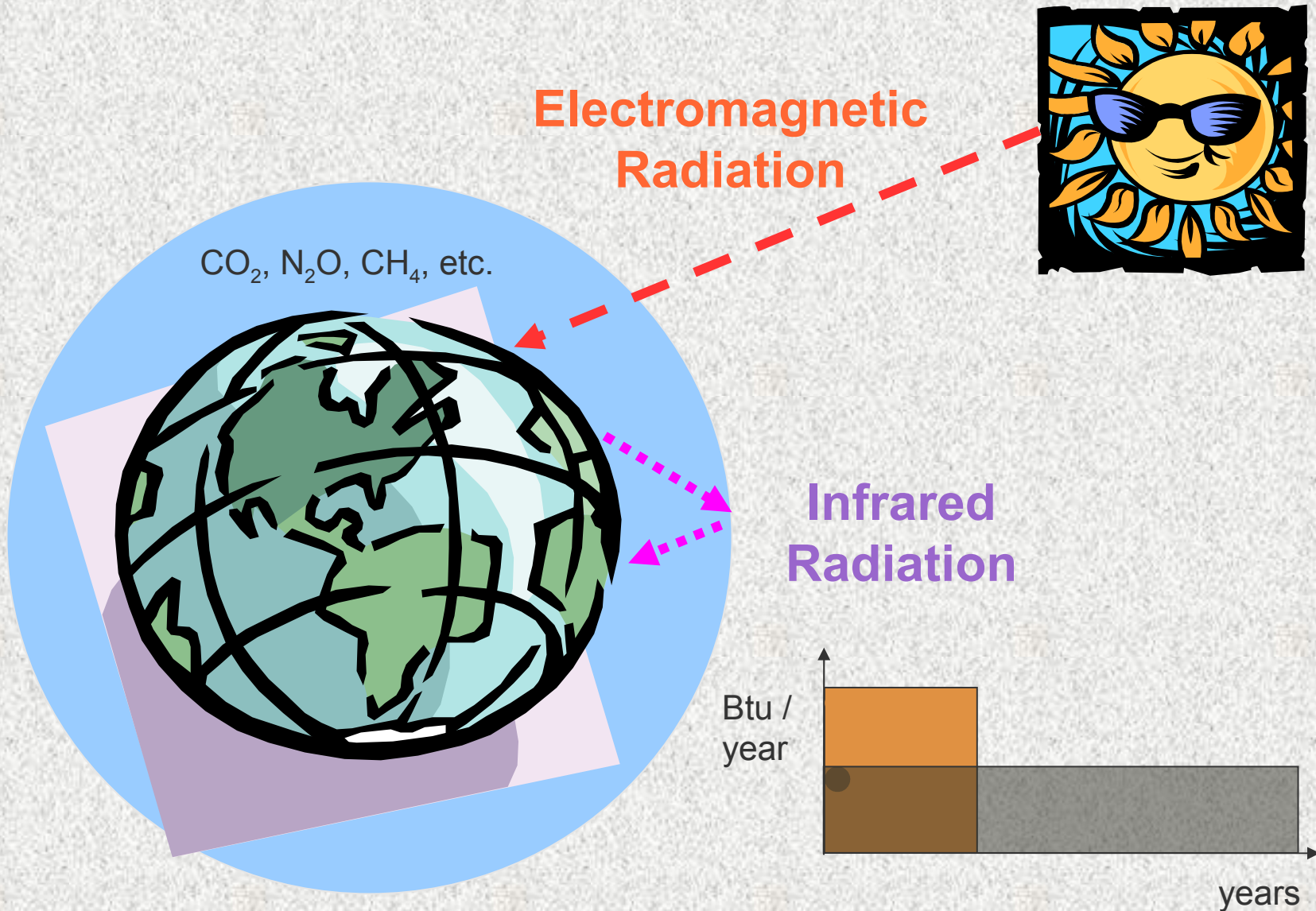


Life Cycle Impact Assessment

■ Origins

- Global warming potentials (GWPs)
- Ozone depletion potentials (ODPs)
 - Origin outside LCA
 - Reasonable international acceptance
 - Indicators, equivalency measures, not damage calculations
 - Permit summation within impact category

The greenhouse mechanism





Data Source for “Life Cycle Inventory”

- Economic Input/Output Approach
- 500 sectors, producing and consuming 500 commodities
- Exhaustive “economic census” ea. 5 yrs
- Annual updates
- Environmental impacts per sector (kg CO₂ per \$ output)
 - Pollution: US EPA
 - Energy consumption: Dept. of Energy
 - Resources: US Geological Survey



Source for Impact Assessment Method

- “Eco-Indicator 99”
- Impact categories include:
 - Climate Change
 - Ozone Depletion
 - Human Health impacts of pollution
 - Resource depletion (fossil fuels, and minerals)
 - Land use / Habitat loss --> biodiversity impacts
 - Ecotoxic pollutant impacts on biodiversity
 - Acidification and Eutrophication impacts on biodiversity



Some Green Purchasing Questions

Micro

- What makes a green product green?
 - Which product is greener?
 - Green *how*?
 - *How much greener?*

Macro

- On which purchasing categories would green purchasing make a big difference?
- What kind of difference – what benefits?



Some Green Purchasing Questions

Micro

- What makes a green product green?
 - Which product is greener?
 - Green *how*?
 - *How much greener?*

Product-specific data

Macro

- On which purchasing categories would green purchasing make a big difference?
- What kind of difference – what benefits?

Product group data



Some Green Purchasing Questions

Micro

- What makes a green product green?
 - Which product is greener?
 - Green *how*?
 - *How much greener?*

Macro

- On which purchasing categories would green purchasing make a big difference?
- What kind of difference – what benefits?

Product-specific
Evaluations



The Earthster Consortium

- Consortium of co-sponsors:
 - Sponsor refinement / scale-up of prototype
 - Pilot-test in-house
 - Input to design
 - Advanced implementation
 - Perpetual credit as co-funders that launched it
- Panel of interested stakeholders:
 - Validation and verification of reporting
 - Harmonization of environmental reporting and other reporting with international data standards, lenses
 - Standards for LCI data, reference flows, functional unit



Life Cycle Assessment

- What is it?
- How does it work?
- What can it do for me?
- What's happening these days that I might care about?



Grandma's Home-Made Organic



... is dioxin-free, right?



... sorry Grandma.



“Show me the data.”

“How many grams,
and how does that
compare with our
other impacts, like
climate change?”

“And I've been
wondering about all
the jar-washing by
our customers...”

“And what can we
do about these issues ??”

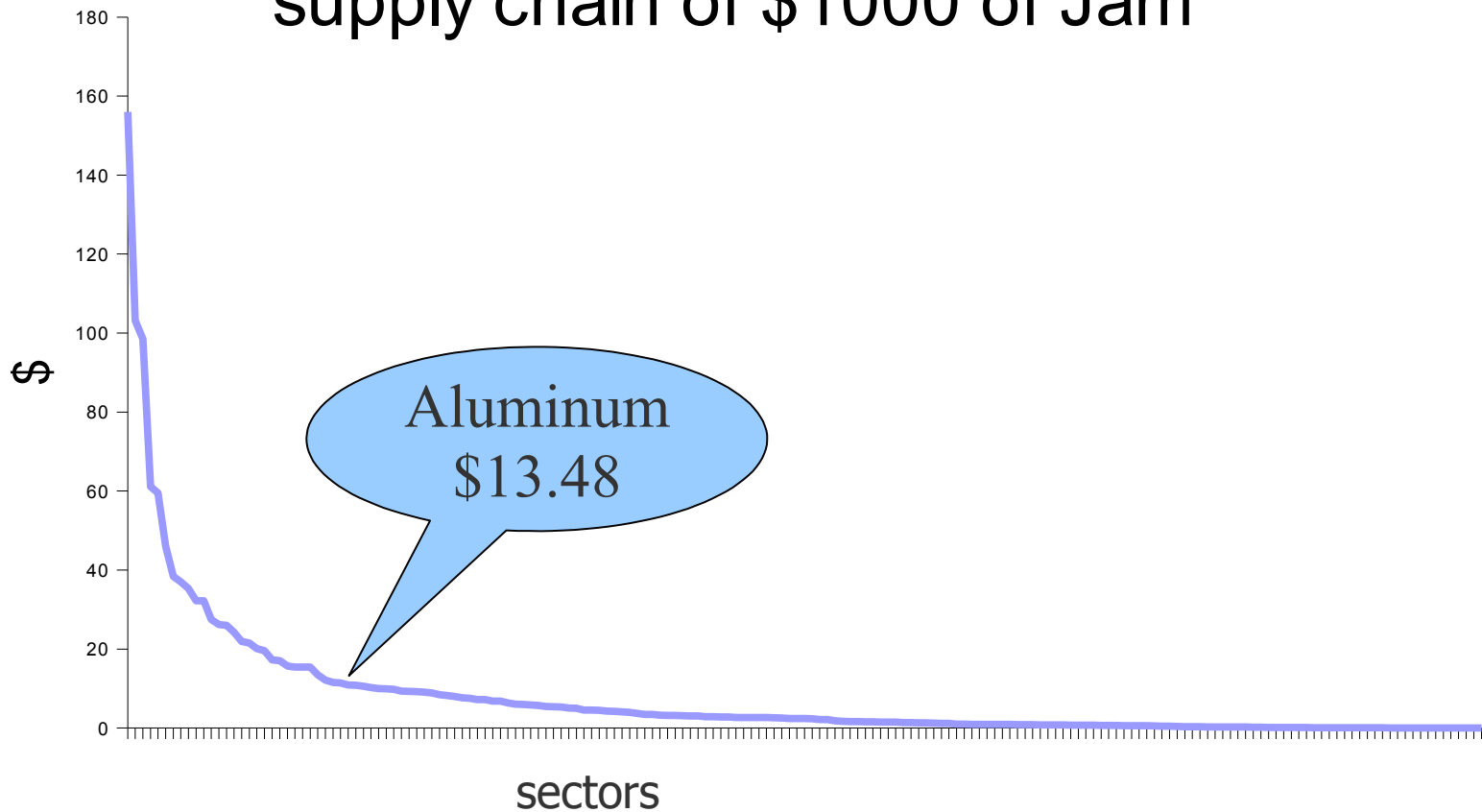




Canned fruits, vegetables, preserves, jams and jellies: What do the data say?

- The sector “Canned Fruits, vegetables, preserves, jams and jellies” purchases from 224 other sectors
- Sectors purchase inputs from a median number of 150 other sectors
- Your suppliers each purchases from their suppliers...

Output from every sector, \$, induced in supply chain of \$1000 of Jam





Take-away messages?...



We are radically connected.

(Every sector is in the supply chain of every sector.)

We can't get green/sustainable alone.



Life Cycle Assessment: Perspective

- Think broadly: Life cycle, cradle-to-next-life
- Think deeply: Impacts, endpoints
- Think quantitatively: data; how much of x?
- Think comparatively: what if we change y?
- Assess and document systematically:
standards, transparency



International
Organization for
Standardization



Historical context

- When?
- 1968. Where?
- USA. Who?
- Coca-Cola Topic?
- Packaging
- Developed the method to answer the question:
“What are the energy and solid waste implications
of the beginning shift to 1-way (plastic) bottles?”



Findings, 1968

- Surprise: Plastic not as bad as employees feared
 - Weight of glass bottles
 - Transportation energy
 - Material use / processing in manufacturing
 - Declining “trippage rates”
 - Lightweighting of 1-way packaging



1970 – 75

- UK and Belgium: beverage packaging applications
- Ron Teaseley left Coke, went to EPA OSW
- Series of studies of consumer products
 - Plan: Regulate if disposables found problematic



Parallel Evolution: USA and Europe

- USA: Consulting firm with database: Franklin Assoc.
- Industry in-house, low-profile, proactive expertise (P&G)
- Emphasis on Inventory, de-emphasize impact assess.

- Europe: Quasi-academics
- Government development of databases began in early 1980's
- Included development / use of impact assessments




Late 1980's

- Re-emergence of environmental issues
- Planet Earth was “man of the year”
- New York “Garbage barge”
- “The Diaper Debate”
 - P & G was ready
 - Knew what impacts / assumptions mattered
 - Refined/informed ***functional unit*** with market research
- Final result of studies: “It depends”



1990's

- Surge in LCA interest, new actors
- SETAC “Code of Practice”
- ISO 14040 standards
- Application beyond consumer disposables
 - Automobiles
 - Electronics
 - Buildings
 - Integrated solid waste management



2000-2005

- LCA goes global
 - Data, participation
 - Impacts
 - UNEP / SETAC Life Cycle Initiative
- North America: academia gets involved
 - Students start graduating
- Journals: Int Jou LCA, and Jou Industrial Ecology
- Buildings, Auto, Govt:
US LCI Database



2005-2008

- Climate
- Wal-Mart

2008-2010

- Climate
- Wal-Mart
- Web 2.0, Social Computing, Open Source Paradigm



Thanks, but what does this mean to ME??

- Life Cycle Assessment is an internationally standardized method for environmental (and social) “footprinting” of products
- Life Cycle Assessment is being done by others, and the results are used in the PIE tool
 - Average product categories in the US (and abroad)
 - Individual companies, specific products
- You can use the results, in PIE, to:
 - Prioritize your purchasing categories
 - Compare the impacts of prior and current purchasing
 - Identify environmentally preferable products
 - Compute and report the benefits of your choices



pie.earthster.org

www.earthster.org